

2025 COA Graduate Snapshot

The Canadian Orthopaedic Association (COA) gathers graduate data from the 17 Canadian orthopaedic training program directors and administrators. Below are the most current statistics reflecting graduates from 2015 to 2024. The numbers reported are from fall 2024.

These insights contribute to planning such as:

- **Identifying Trends:** Graduate data reveals patterns in employment, specialty choices and geographic distribution. This helps identify areas with shortages or surpluses in the workforce.
- **Resource Allocation:** By understanding where graduates are practicing, healthcare systems can allocate resources more effectively, ensuring underserved regions and highly populated areas receive the support they need.

- **Planning for Future Workforce:** Tracking the career paths of graduates helps predict future workforce needs. This information is essential for designing training programs to meet anticipated demand.
- **Advocacy for Patient Care:** Data showing gaps in the workforce strengthens the case for increased funding, or policy changes to improve access to care.
- **Benchmarking and Accountability:** comparing graduate outcomes with workforce goals ensures that education programs align with national or regional needs.

The COA wishes to thank all participating parties for their help in issuing data for this report.

A special thank you to Dr. Henry Broekhuysse, COA's Education Council Chair, Dr. Mina Tohidi, Kaden Shearer and Jordan Levett from the Canadian Orthopaedic Surgery Student Network (COSSNET) for being generous with their time and energy for compiling the data.

QUICK FACTS

From 2015 to 2024 a total of **675 people graduated** from the 17 orthopaedic academic programs in Canada.

As of fall 2024, of the **675 graduates** from 2015 to 2024

- **297** (45%) were employed full time (* includes military)
- **89** (13%) were employed outside Canada (* includes visa trainees)
- **49** (7%) were looking for full time work

As of fall 2024, of the **245 graduates** from 2020-2024, **68** (28%) were employed and **20** (8%) were actively seeking employment.

Reports state that **140 individuals** are in fellowship training programs from 2021-2024, and **48** have entered fellowship in 2024.

The highest number of graduates in Canada was **83** in 2017. Decreases in the number of orthopaedic residency positions in response to the lack of jobs is evident in the years that follow, reaching a low of **57** graduates in 2024.

A total of **123 full-time positions** and **42** part-time/locum positions were listed with the COA Job Board in the last 4 years.

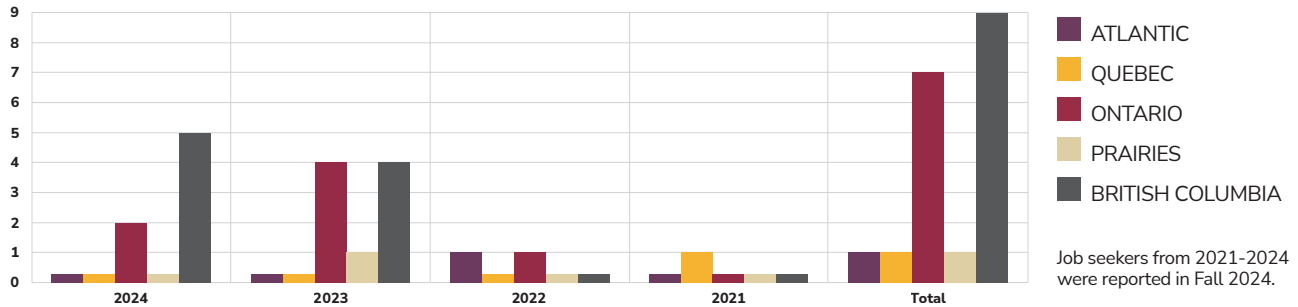
There was **no significant difference** between males and females in the proportion of graduates who had obtained full time employment.

About **23%** of graduates from 2015 to 2024 self-identify as female. The trend has steadily risen over this period of time, from **24%** in 2015 to **37%** in 2024.

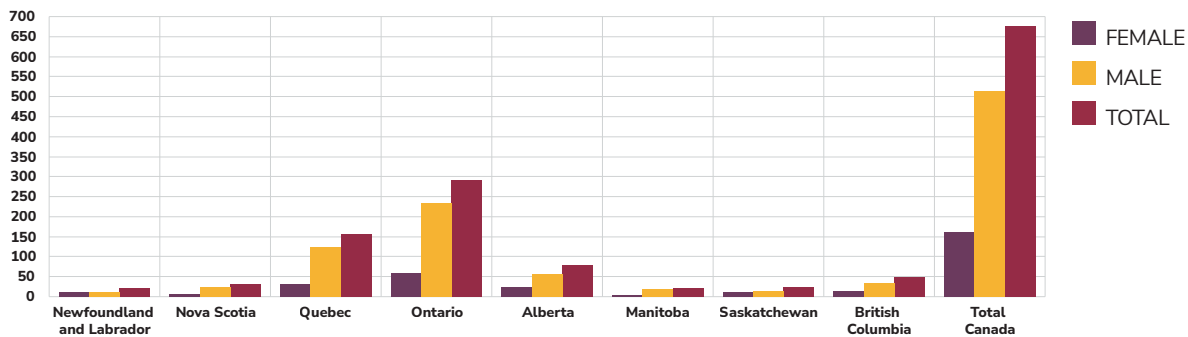
COA Graduate Data

The following data was shared from each Program.
The COA has exercised due diligence to ensure the accuracy of the information to the best of its capacity.

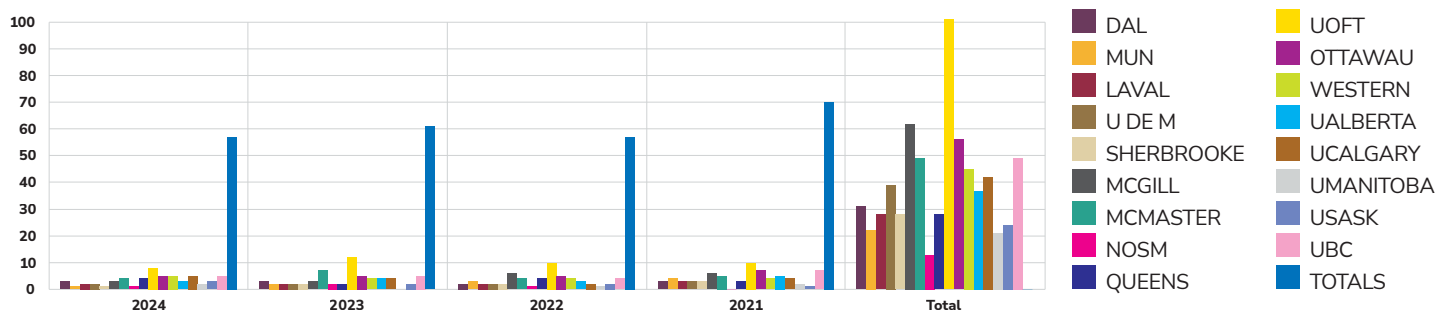
Job Seekers (Year Graduated)



Total Provincial graduates from each region



Year Graduated



Since 2015, 53 people have graduated from the Atlantic region. Memorial represents 41.51% of graduates.



Since 2021, 245 have graduated in Canada. Ten of those graduates were from Memorial.



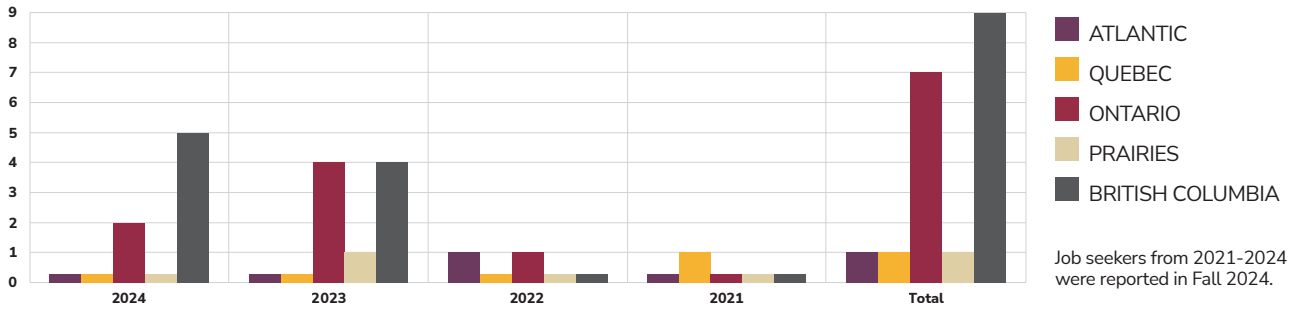
Noteworthy:

MUN is the only orthopaedic Program in Canada to achieve gender parity, reporting an equal number of female and male graduates since 2015.

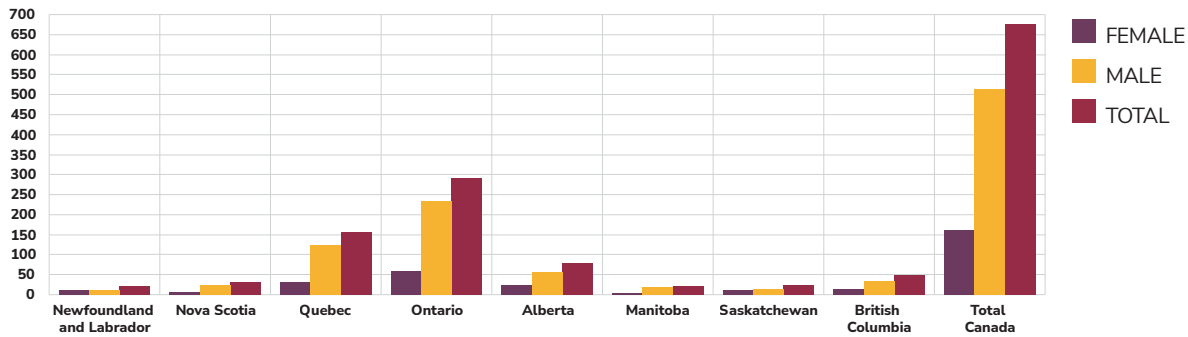
COA Graduate Data

The following data was shared from each Program.
The COA has exercised due diligence to ensure the accuracy of the information to the best of its capacity.

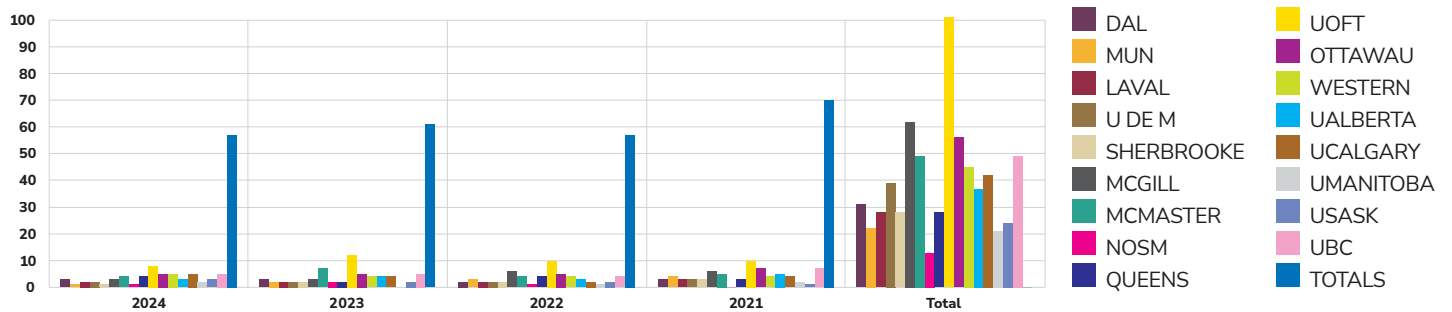
Job Seekers (Year Graduated)



Total Provincial graduates from each region



Year Graduated



Since 2015, 53 people have graduated from the Atlantic region. Dalhousie represents 58.49% of graduates.



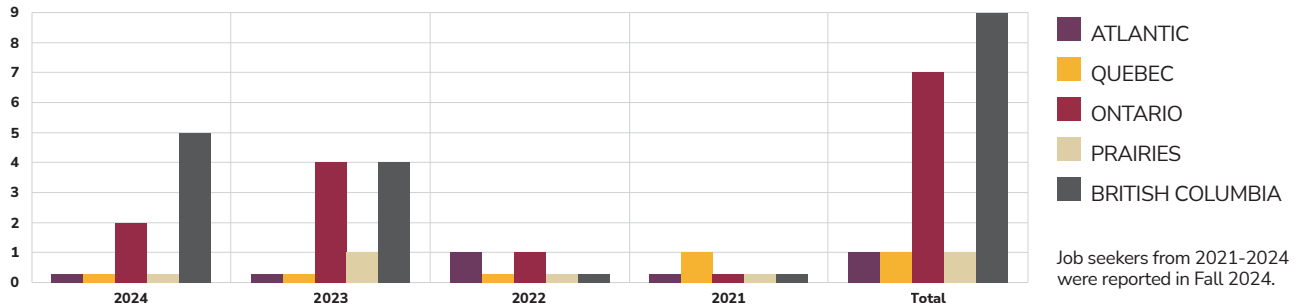
Since 2021, 245 have graduated in Canada. Eleven of those graduates were from Dalhousie.



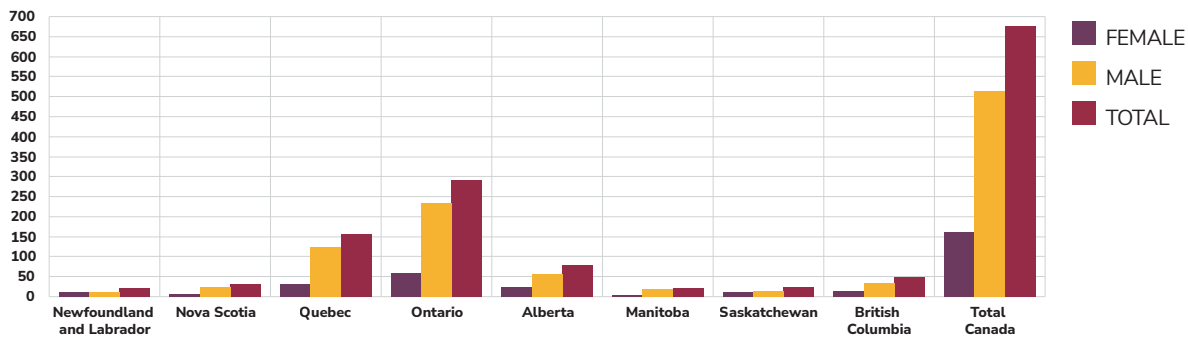
COA Graduate Data

The following data was shared from each Program.
The COA has exercised due diligence to ensure the accuracy of the information to the best of its capacity.

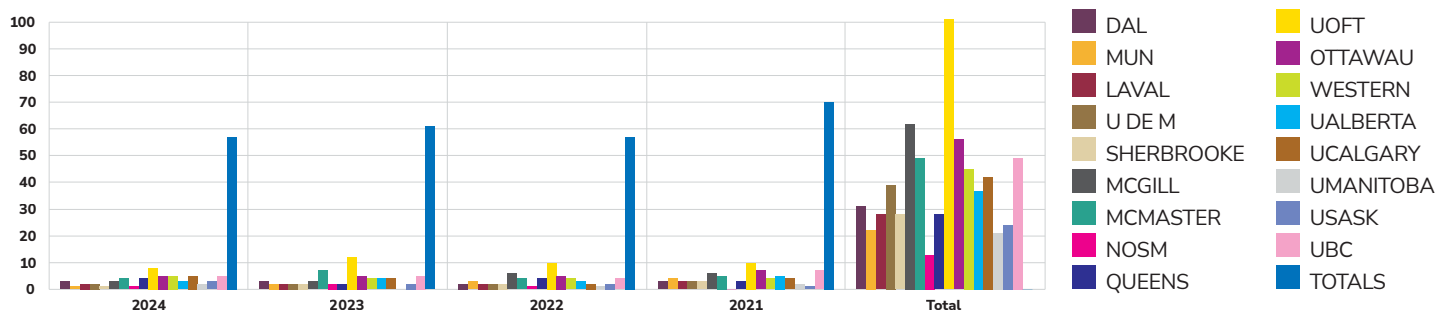
Job Seekers (Year Graduated)



Total Provincial graduates from each region



Year Graduated



Since 2015, 157 people have graduated from the Québec region. Université Laval represents 17.83% of graduates.



Since 2021, 245 have graduated in Canada. Nine of those graduates were from Université Laval.



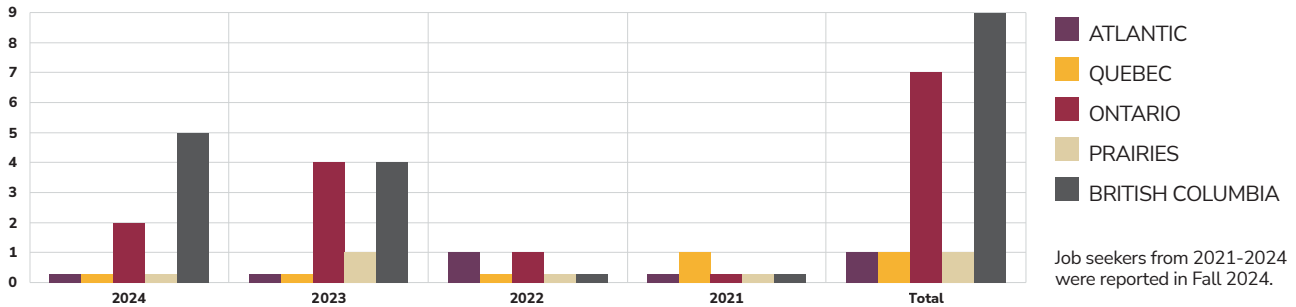
Noteworthy:

Université Laval reported some of the highest numbers of graduates in Québec securing full-time positions in Canada. A reported 85.71% of graduates from ULaVal achieved full-time employment since 2021.

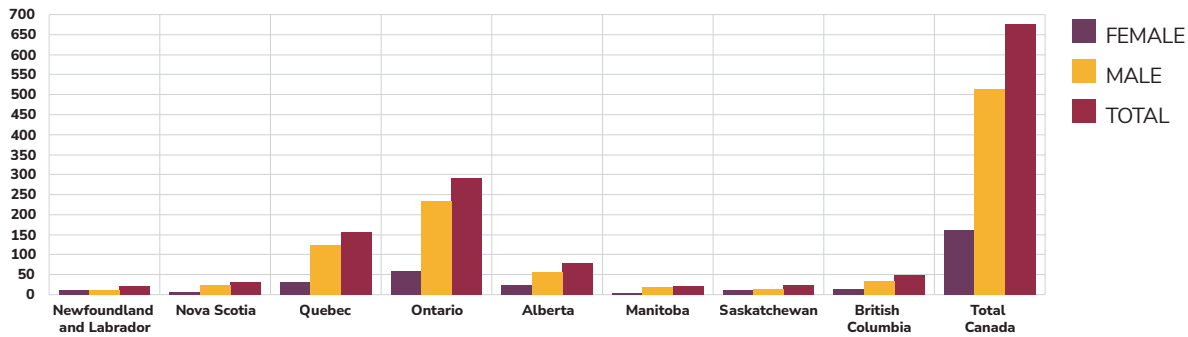
COA Graduate Data

The following data was shared from each Program.
The COA has exercised due diligence to ensure the accuracy of the information to the best of its capacity.

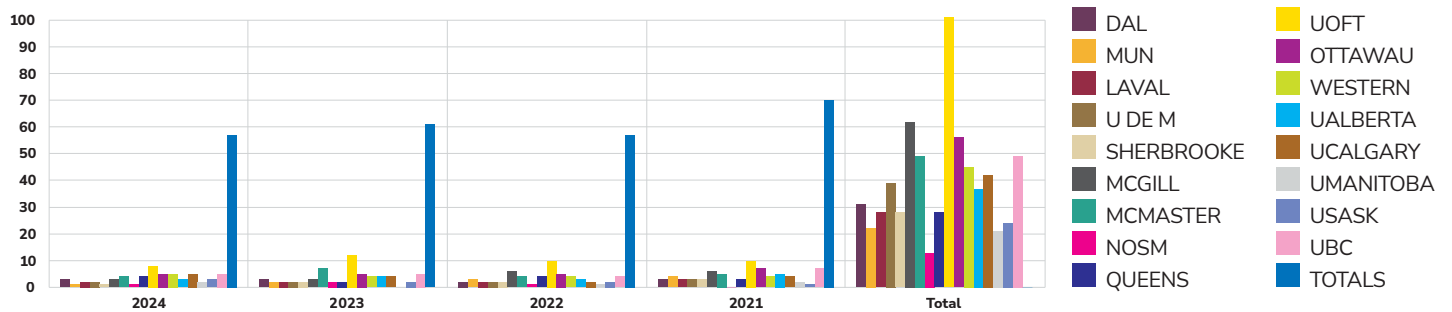
Job Seekers (Year Graduated)



Total Provincial graduates from each region



Year Graduated



Since 2015, 157 people have graduated from the Québec region. Université de Montréal represents 24.84% of graduates.



Since 2021, 245 have graduated in Canada. Nine of those graduates were from Université de Montréal.



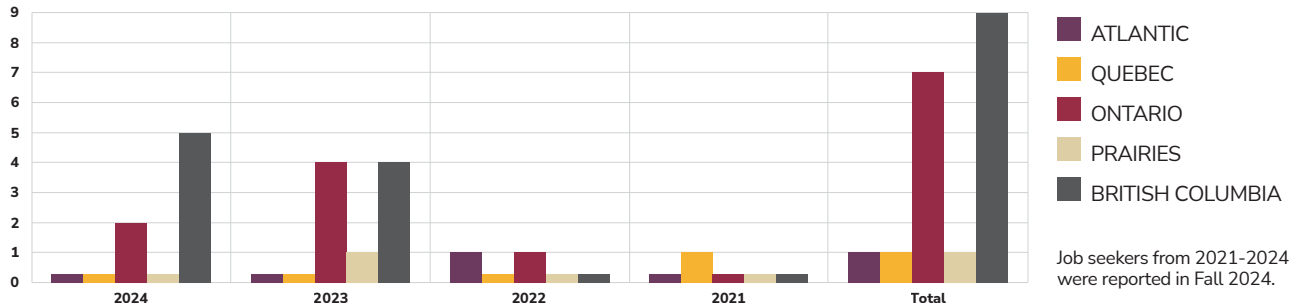
Noteworthy:

From 2021-2024, the majority of graduates from Université de Montréal self-identified as female, making it the institution with the highest number of female graduates in Québec.

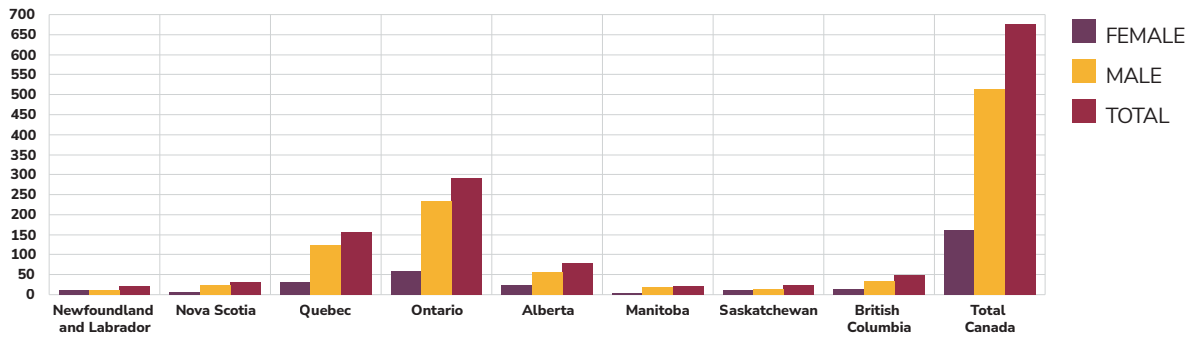
COA Graduate Data

The following data was shared from each Program.
The COA has exercised due diligence to ensure the accuracy of the information to the best of its capacity.

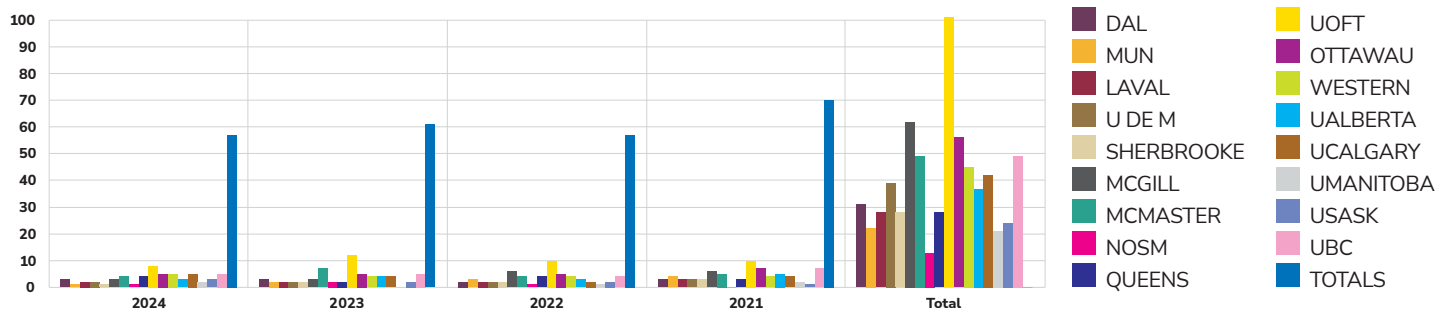
Job Seekers (Year Graduated)



Total Provincial graduates from each region



Year Graduated



Since 2015, 157 people have graduated from the Québec region. Université de Sherbrooke represents 17.83% of graduates.



Since 2021, 245 have graduated in Canada. Eight of those graduates were from Université de Sherbrooke.



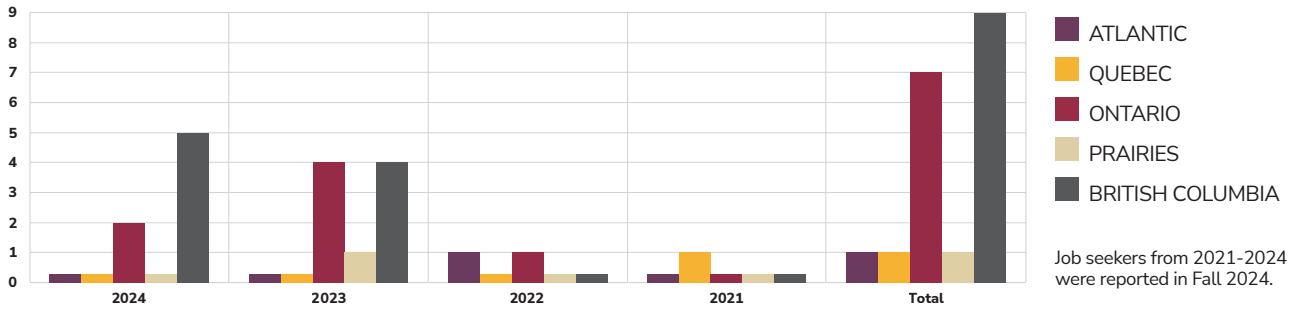
Noteworthy:

From 2021-2024, Université de Sherbrooke reported some of the highest numbers of graduates in Québec securing full-time positions in Canada. A reported 87.5% of graduates from Université de Sherbrooke achieved full-time employment.

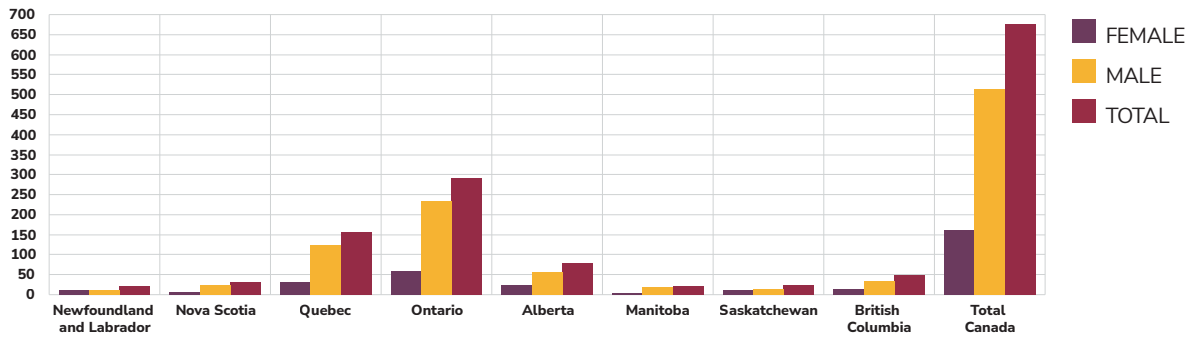
COA Graduate Data

The following data was shared from each Program.
The COA has exercised due diligence to ensure the accuracy of the information to the best of its capacity.

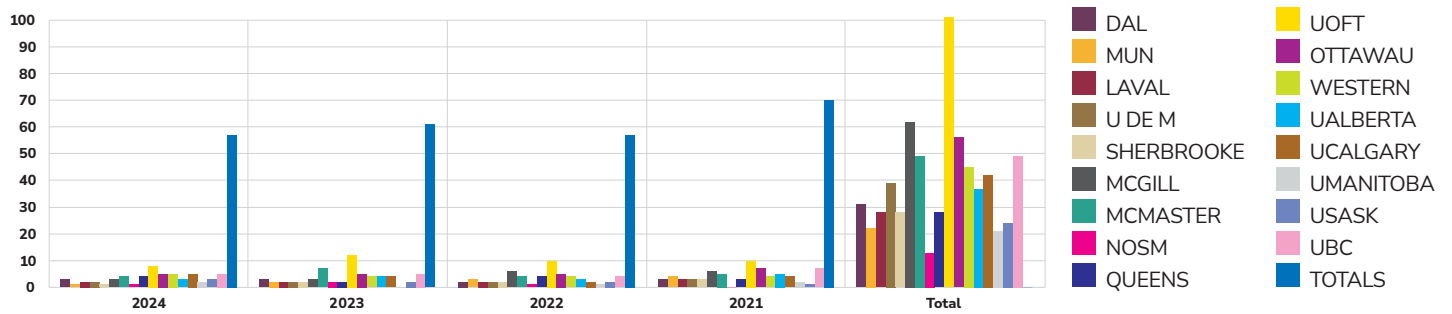
Job Seekers (Year Graduated)



Total Provincial graduates from each region



Year Graduated



Since 2015, 157 people have graduated from the Québec region. McGill University represents 39.49% of graduates.



Since 2021, 245 have graduated in Canada. Eighteen of those graduates were from McGill University.



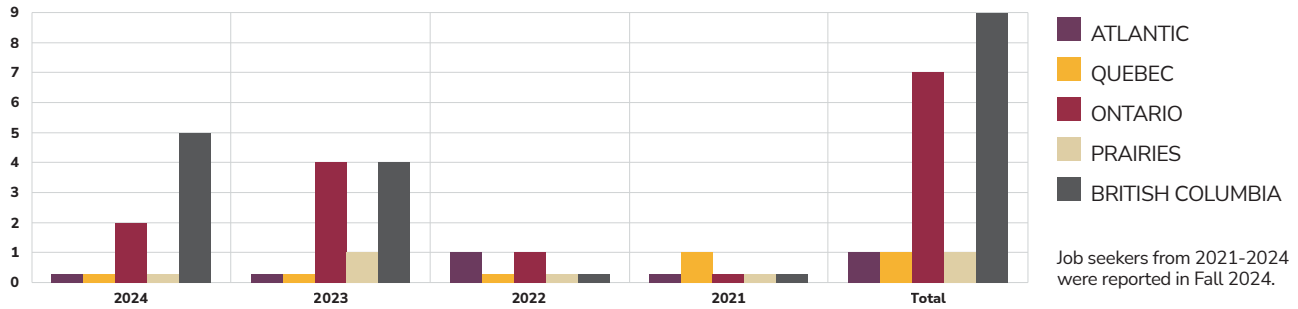
Noteworthy:

From 2021-2024, McGill University reported the highest number of graduates in the region, almost double the other programs in Québec.

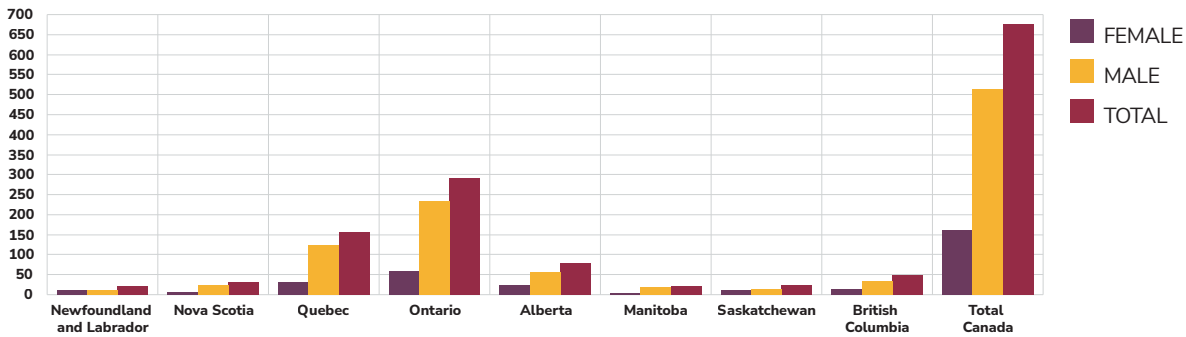
COA Graduate Data

The following data was shared from each Program.
The COA has exercised due diligence to ensure the accuracy of the information to the best of its capacity.

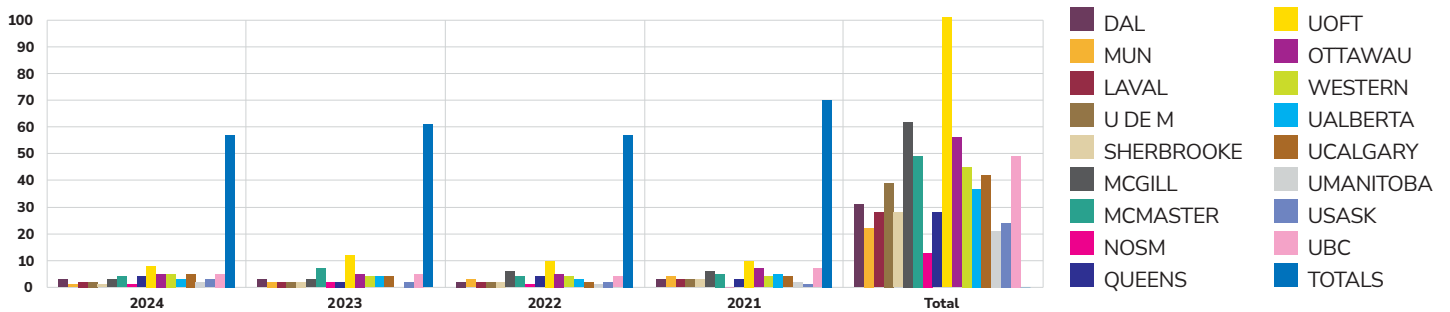
Job Seekers (Year Graduated)



Total Provincial graduates from each region



Year Graduated



Since 2015, 292 people have graduated from the Ontario region. McMaster University represents 16,78% of graduates.



Since 2021, 245 have graduated in Canada. Twenty of those graduates were from McMaster University.



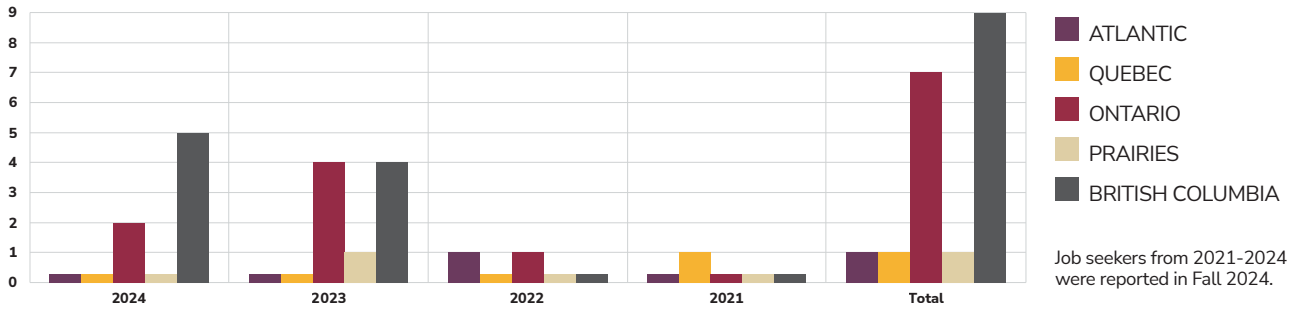
Noteworthy:

From 2021-2024, McMaster reported some of the highest numbers of Year 1 and 2 fellowships in Ontario, for a total of 20 reported to be in training.

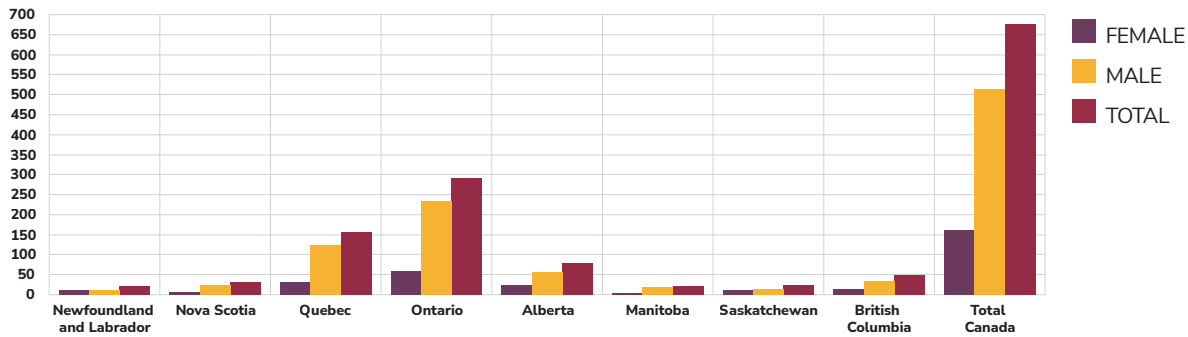
COA Graduate Data

The following data was shared from each Program.
The COA has exercised due diligence to ensure the accuracy of the information to the best of its capacity.

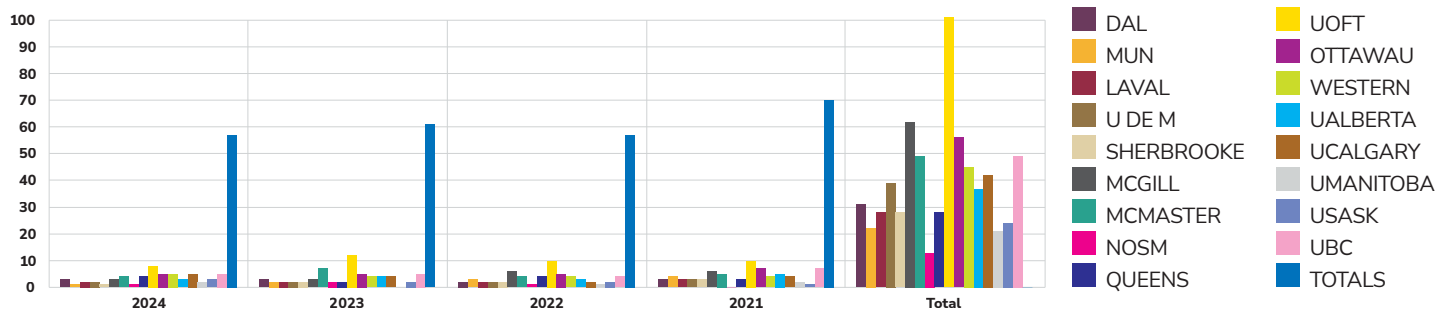
Job Seekers (Year Graduated)



Total Provincial graduates from each region



Year Graduated



Since 2015, 292 people have graduated from the Ontario region. NOSM represents 4,45% of graduates.



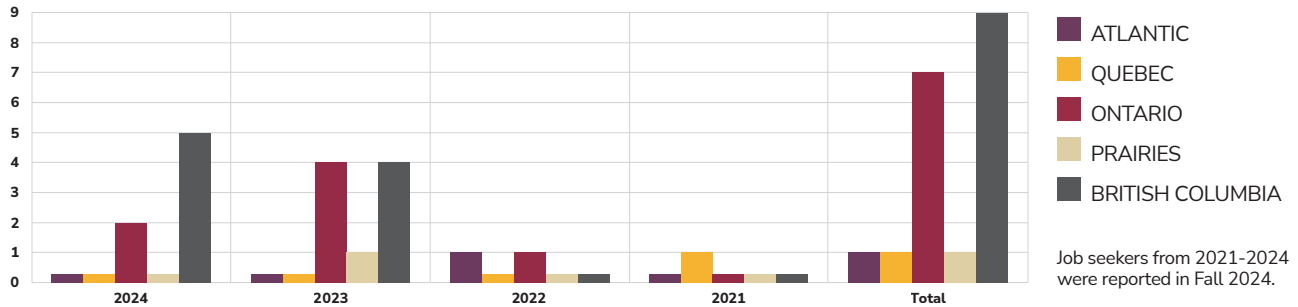
Since 2021, 245 have graduated in Canada. Four of those graduates were from NOSM.



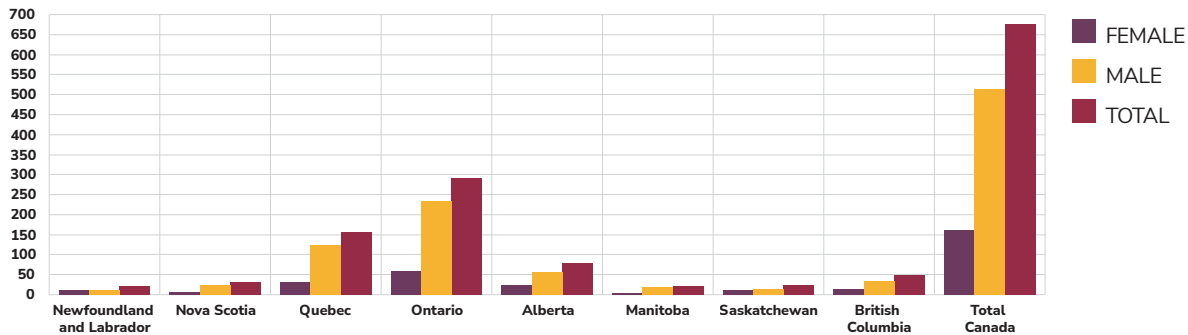
COA Graduate Data

The following data was shared from each Program.
The COA has exercised due diligence to ensure the accuracy of the information to the best of its capacity.

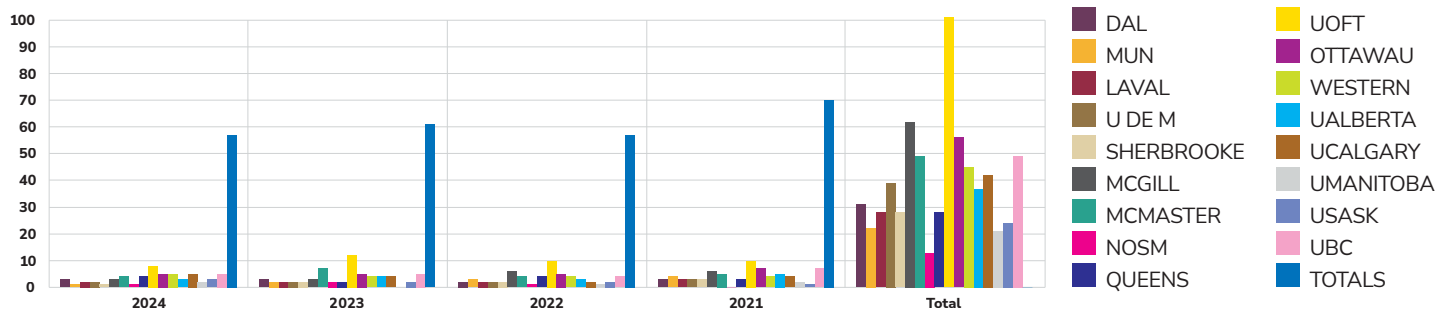
Job Seekers (Year Graduated)



Total Provincial graduates from each region



Year Graduated



Since 2015, 292 people have graduated from the Ontario region. Queen's represents 9,59% of graduates.



Since 2021, 245 have graduated in Canada. Thirteen of those graduates were from Queen's.



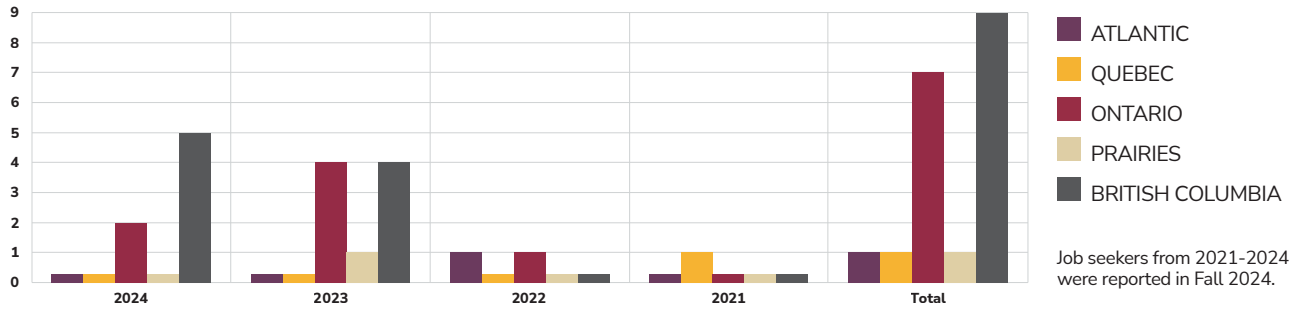
Noteworthy:

From 2021 to 2024 Queen's reported almost as many graduates than from 2015 to 2020 combined.

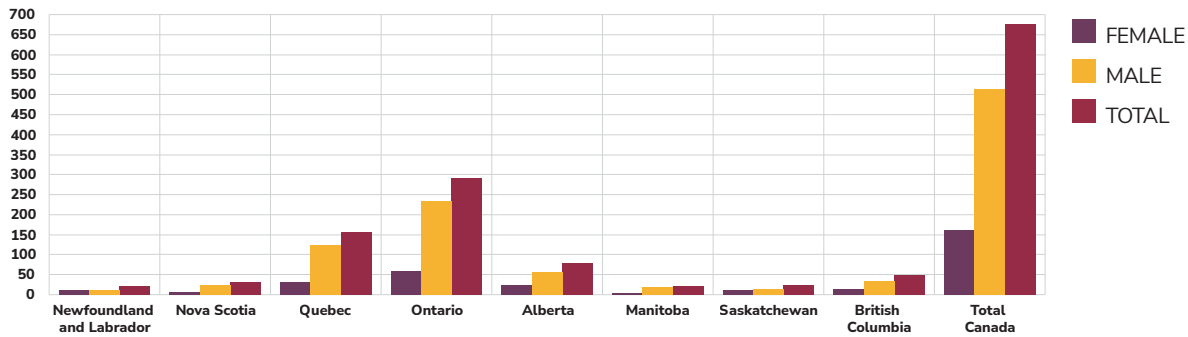
COA Graduate Data

The following data was shared from each Program.
The COA has exercised due diligence to ensure the accuracy of the information to the best of its capacity.

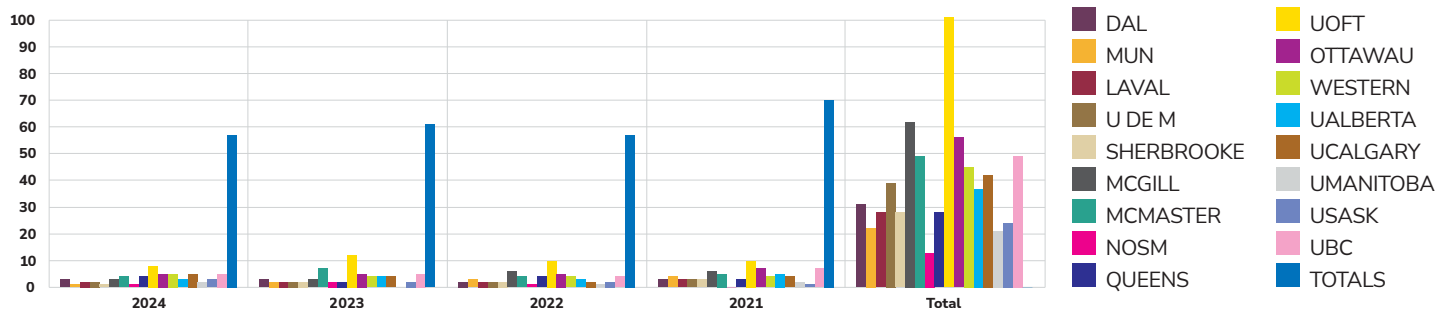
Job Seekers (Year Graduated)



Total Provincial graduates from each region



Year Graduated



Since 2015, 292 people have graduated from the Ontario region. UofT represents 34.59% of graduates.



Since 2021, 245 have graduated in Canada. Forty of those graduates were from University of Toronto.



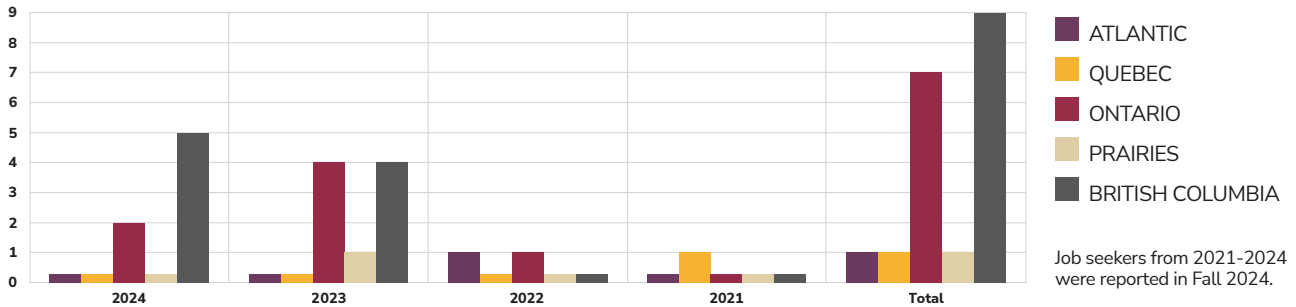
Noteworthy:

From 2015 to 2024, the University of Toronto reported having the highest number of graduates in Canada who self-identified as female.

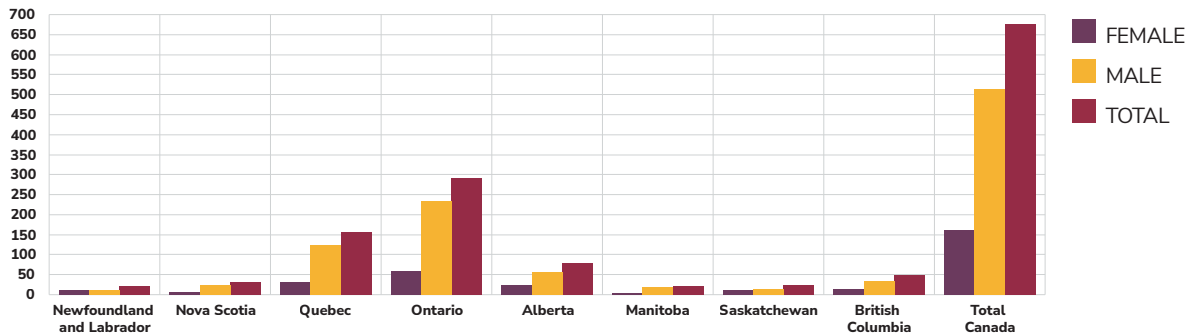
COA Graduate Data

The following data was shared from each Program.
The COA has exercised due diligence to ensure the accuracy of the information to the best of its capacity.

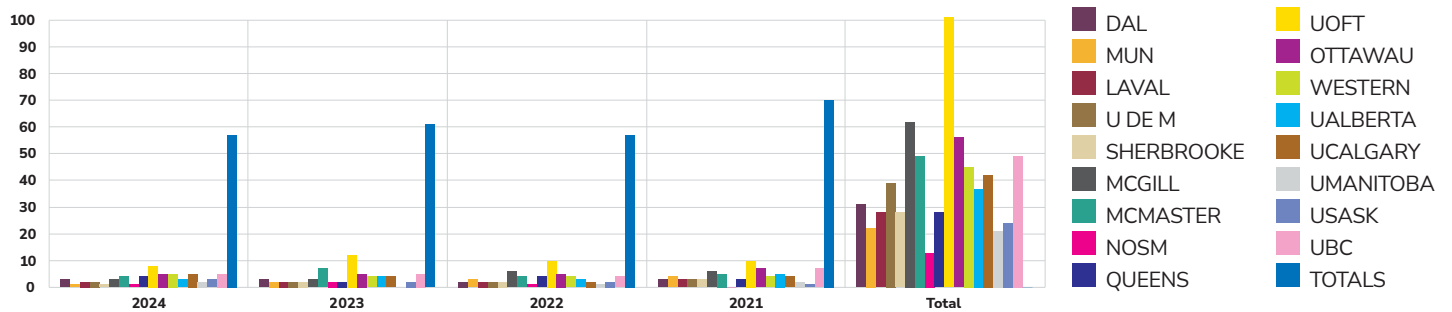
Job Seekers (Year Graduated)



Total Provincial graduates from each region



Year Graduated



uOttawa

Since 2015, 292 people have graduated from the Ontario region. University of Ottawa represents 19.81% of graduates.



Since 2021, 245 have graduated in Canada. Twenty-two of those graduates were from University of Ottawa.



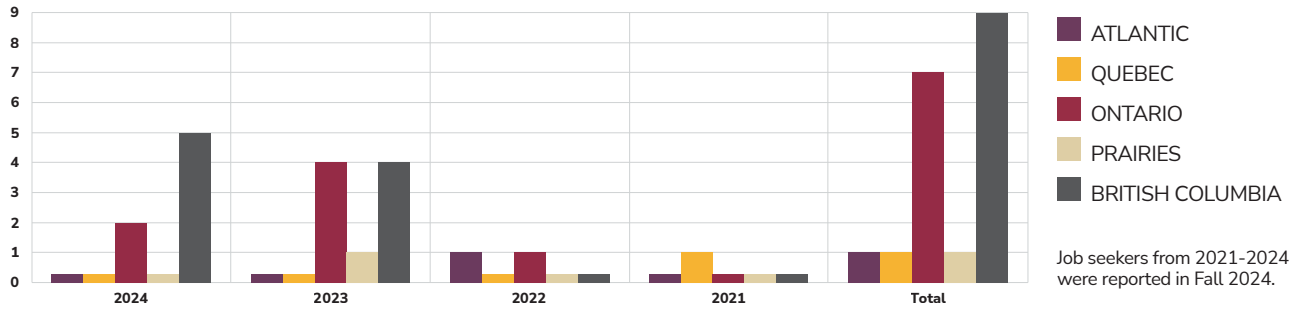
Noteworthy:

From 2021 to 2024, University of Ottawa reported a number of graduates entering fellowship programs that was twice the total reported from the combined years 2015 to 2020.

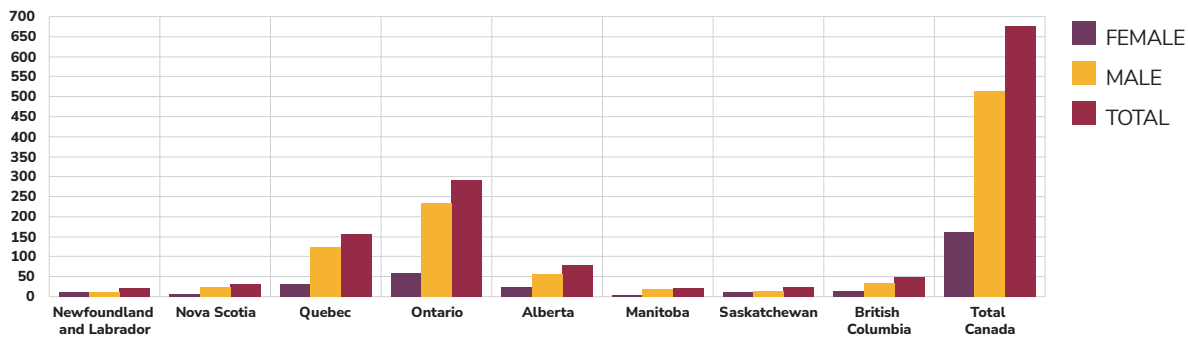
COA Graduate Data

The following data was shared from each Program.
The COA has exercised due diligence to ensure the accuracy of the information to the best of its capacity.

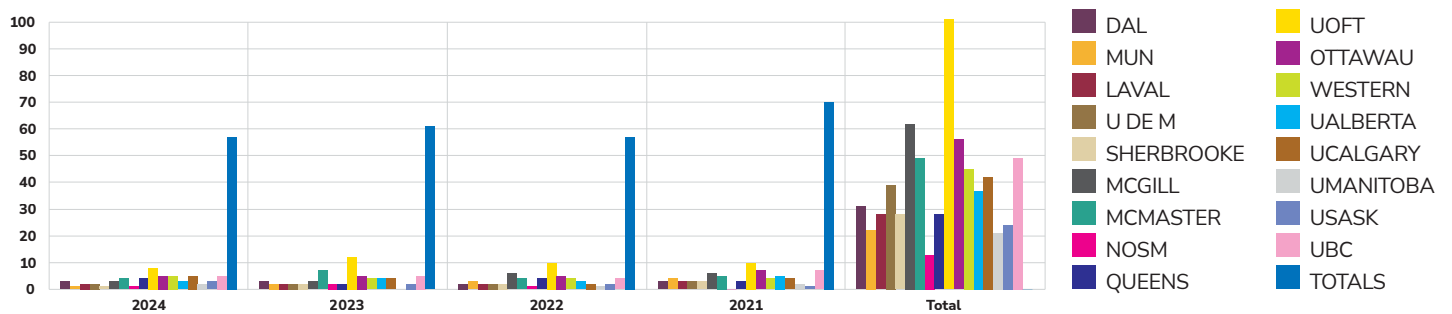
Job Seekers (Year Graduated)



Total Provincial graduates from each region



Year Graduated



Since 2015, 292 people have graduated from the Ontario region. Western University represents 15.41% of graduates.



Since 2021, 245 have graduated in Canada. Seventeen of those graduates were from Western University.



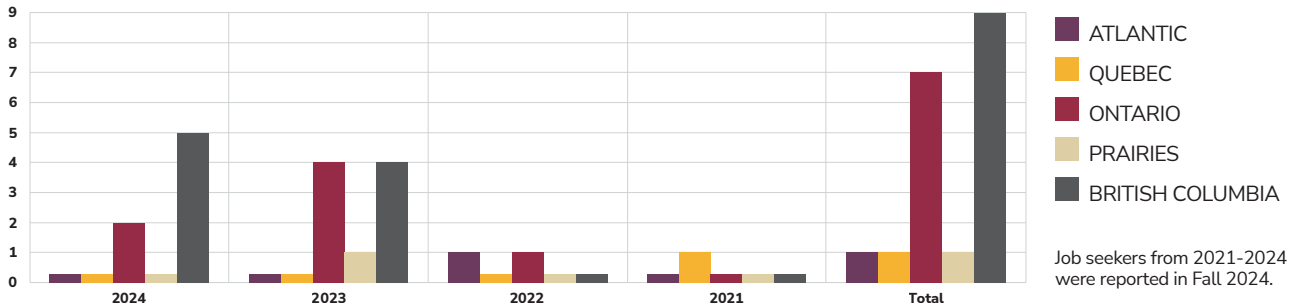
Noteworthy:

From 2021 to 2024, Western University reported 17 graduates in fellowship training, the third highest reported in Ontario.

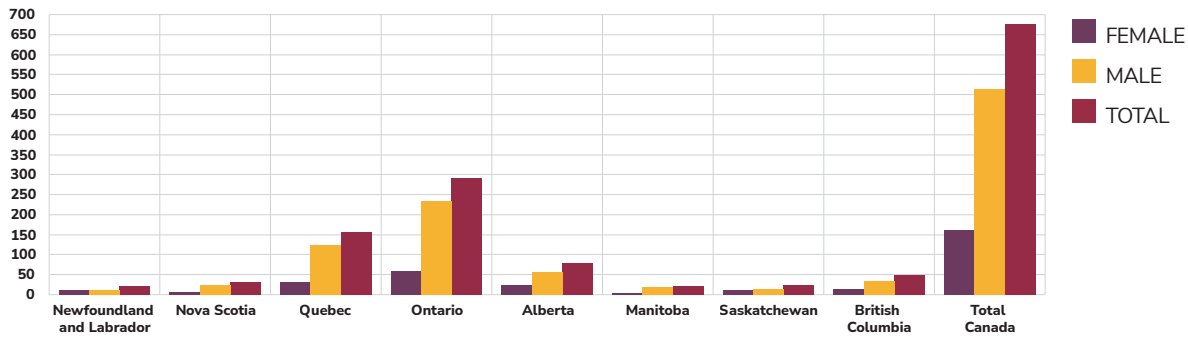
COA Graduate Data

The following data was shared from each Program.
The COA has exercised due diligence to ensure the accuracy of the information to the best of its capacity.

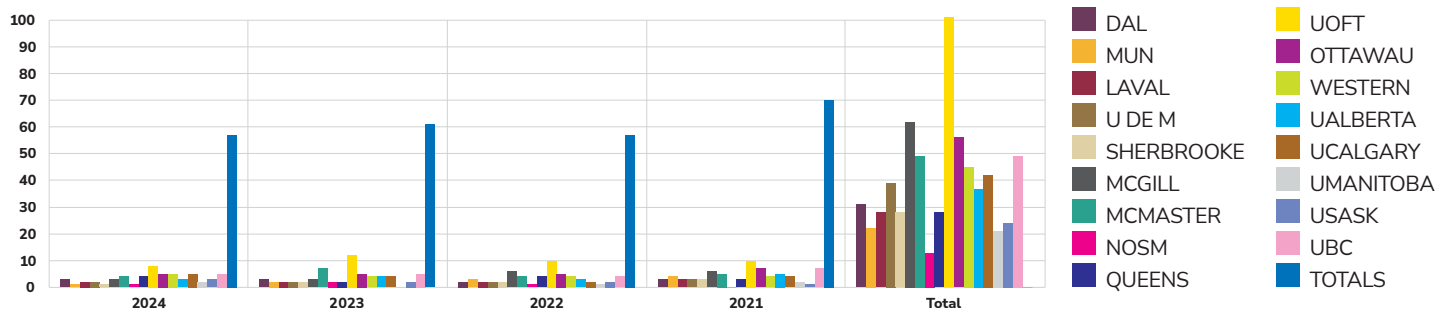
Job Seekers (Year Graduated)



Total Provincial graduates from each region



Year Graduated



Since 2015, 124 people have graduated from the Prairie region. University of Alberta represents 29.84% of graduates.



Since 2021, 245 have graduated in Canada. Fifteen of those graduates were from University of Alberta.



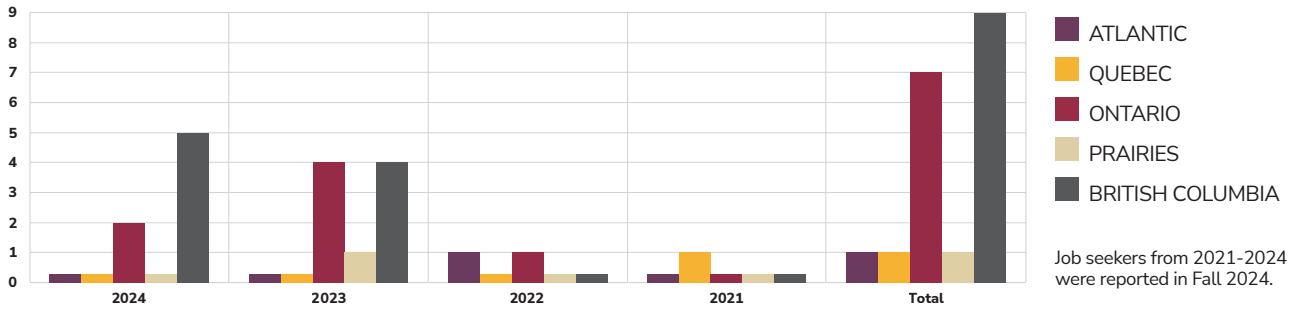
Noteworthy:

From 2021 to 2024, a reported 40% of the University of Alberta's graduates self-identified as female.

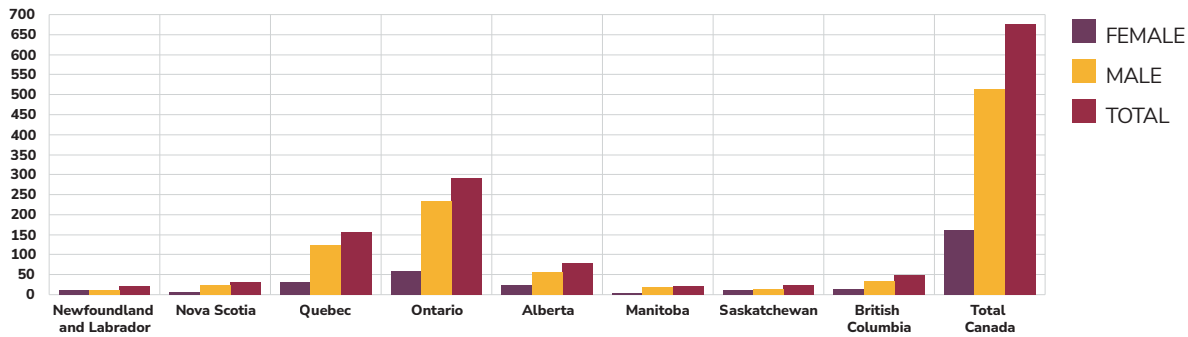
COA Graduate Data

The following data was shared from each Program.
The COA has exercised due diligence to ensure the accuracy of the information to the best of its capacity.

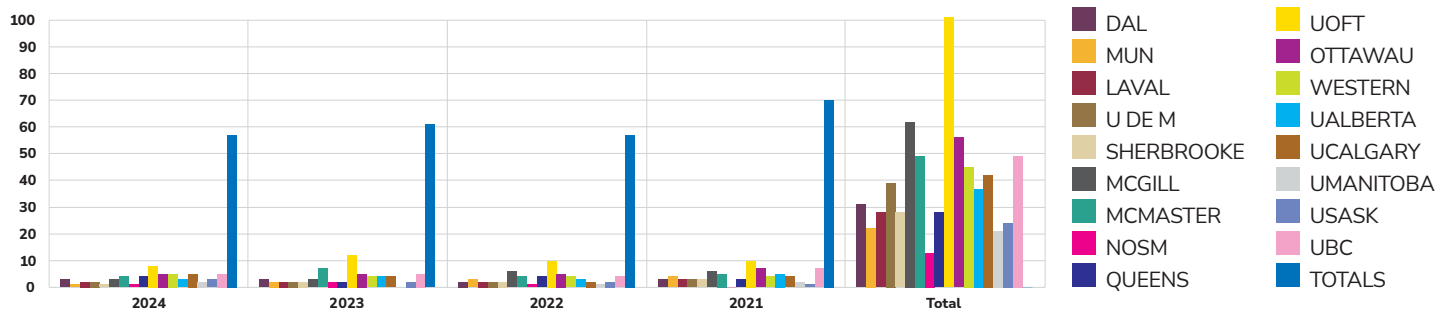
Job Seekers (Year Graduated)



Total Provincial graduates from each region



Year Graduated



UNIVERSITY OF CALGARY

Since 2015, 124 people have graduated from the Prairie region. University of Calgary represents 33.84% of graduates.



Since 2021, 245 have graduated in Canada. Fifteen of those graduates were from University of Calgary.



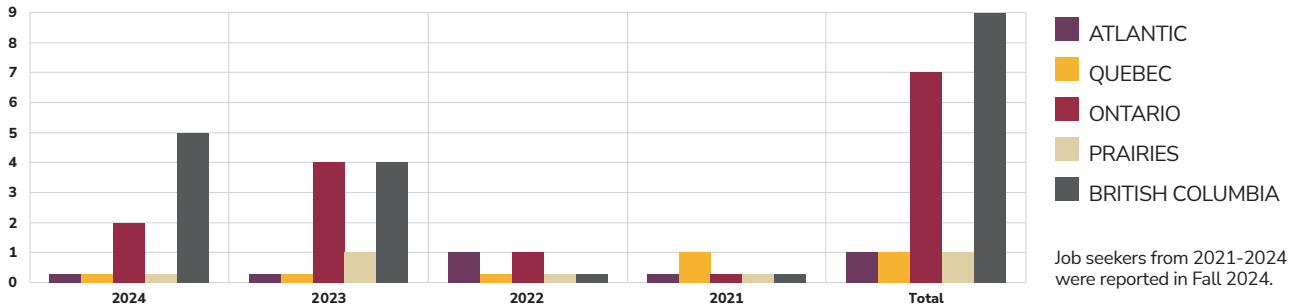
Noteworthy:

From 2015 to 2024, a third of graduates reported from University of Calgary self-identified as female.

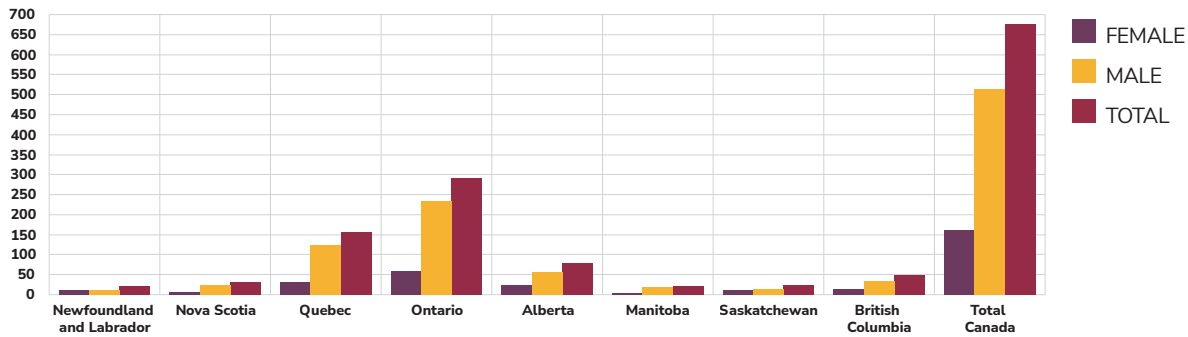
COA Graduate Data

The following data was shared from each Program.
The COA has exercised due diligence to ensure the accuracy of the information to the best of its capacity.

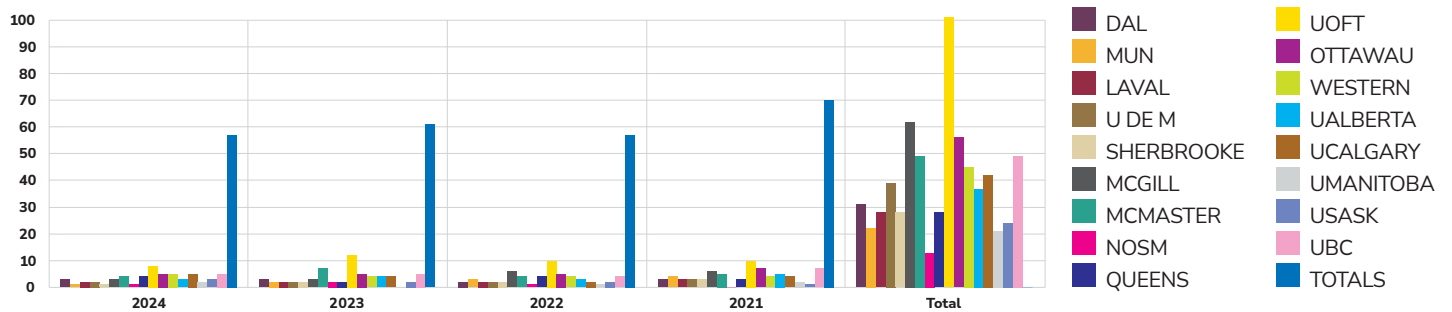
Job Seekers (Year Graduated)



Total Provincial graduates from each region



Year Graduated



Since 2015, 124 people have graduated from the Prairie region. University of Manitoba represents 16.94% of graduates.



Since 2021, 245 have graduated in Canada. Five of those graduates were from University of Manitoba.



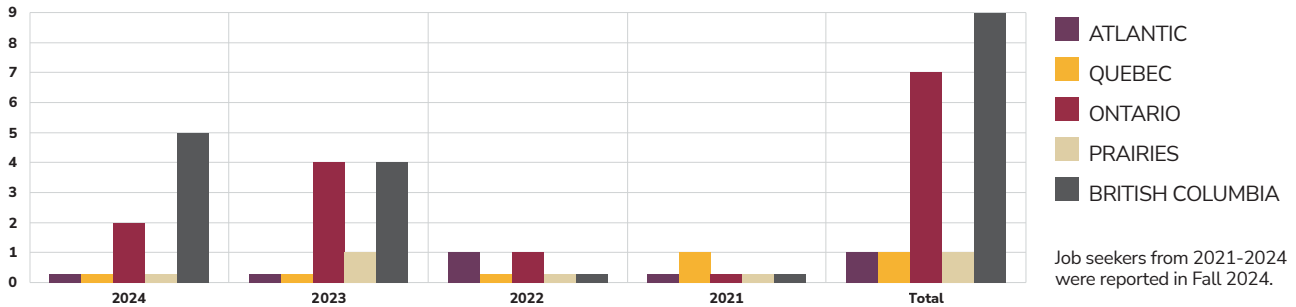
Noteworthy:

University of Manitoba is the only program in the Prairies to achieve gender parity in 2024, reporting an equal number of female and male graduates.

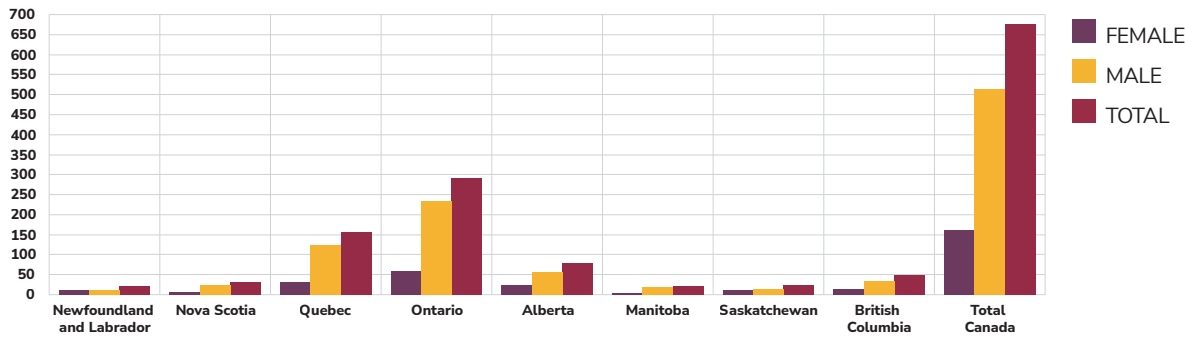
COA Graduate Data

The following data was shared from each Program.
The COA has exercised due diligence to ensure the accuracy of the information to the best of its capacity.

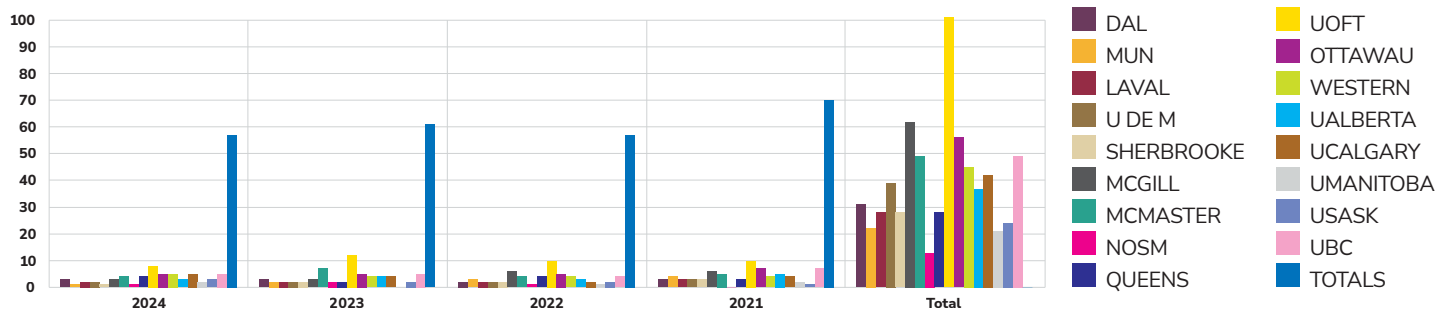
Job Seekers (Year Graduated)



Total Provincial graduates from each region



Year Graduated



Since 2015, 124 people have graduated from the Prairie region. University of Saskatchewan represents 19.35% of graduates.



Since 2021, 245 have graduated in Canada. Eight of those graduates were from University of Saskatchewan.



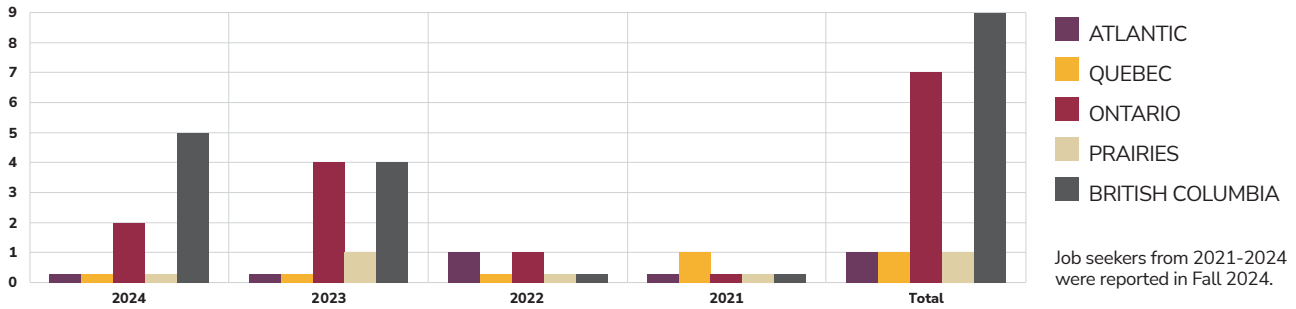
Noteworthy:

University of Saskatchewan reported the highest percentage of self-identified female graduates in the Prairie region, at 45.5% from 2015 to 2024.

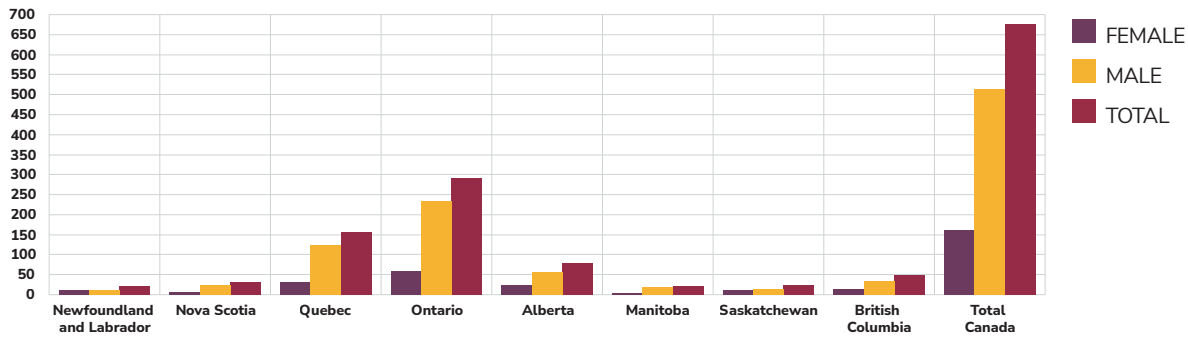
COA Graduate Data

The following data was shared from each Program.
The COA has exercised due diligence to ensure the accuracy of the information to the best of its capacity.

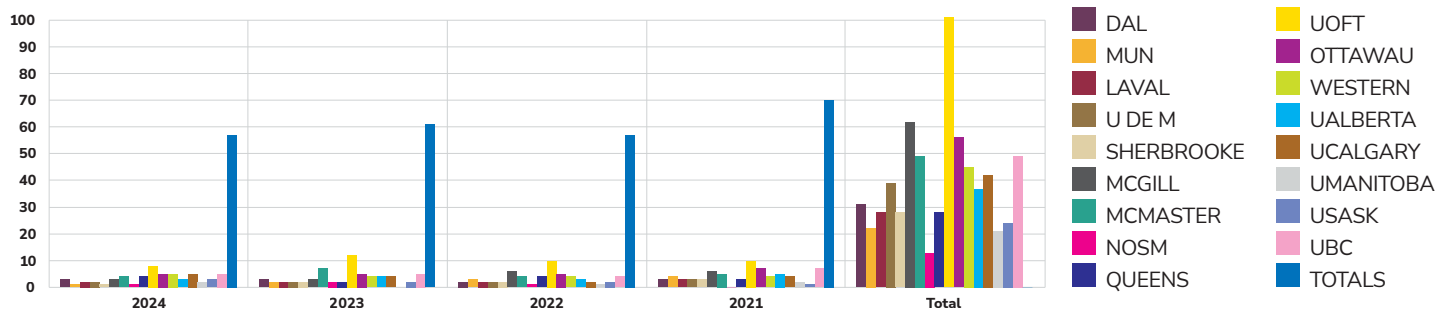
Job Seekers (Year Graduated)



Total Provincial graduates from each region



Year Graduated



Since 2015, 49 people have graduated from British Columbia.



Since 2021, 245 have graduated in Canada. Twenty-one of those graduates were from University of British Columbia.

